

**PIERGIACOMI**  
QUALITY HAND TOOLS

t a g l i o

r a s o

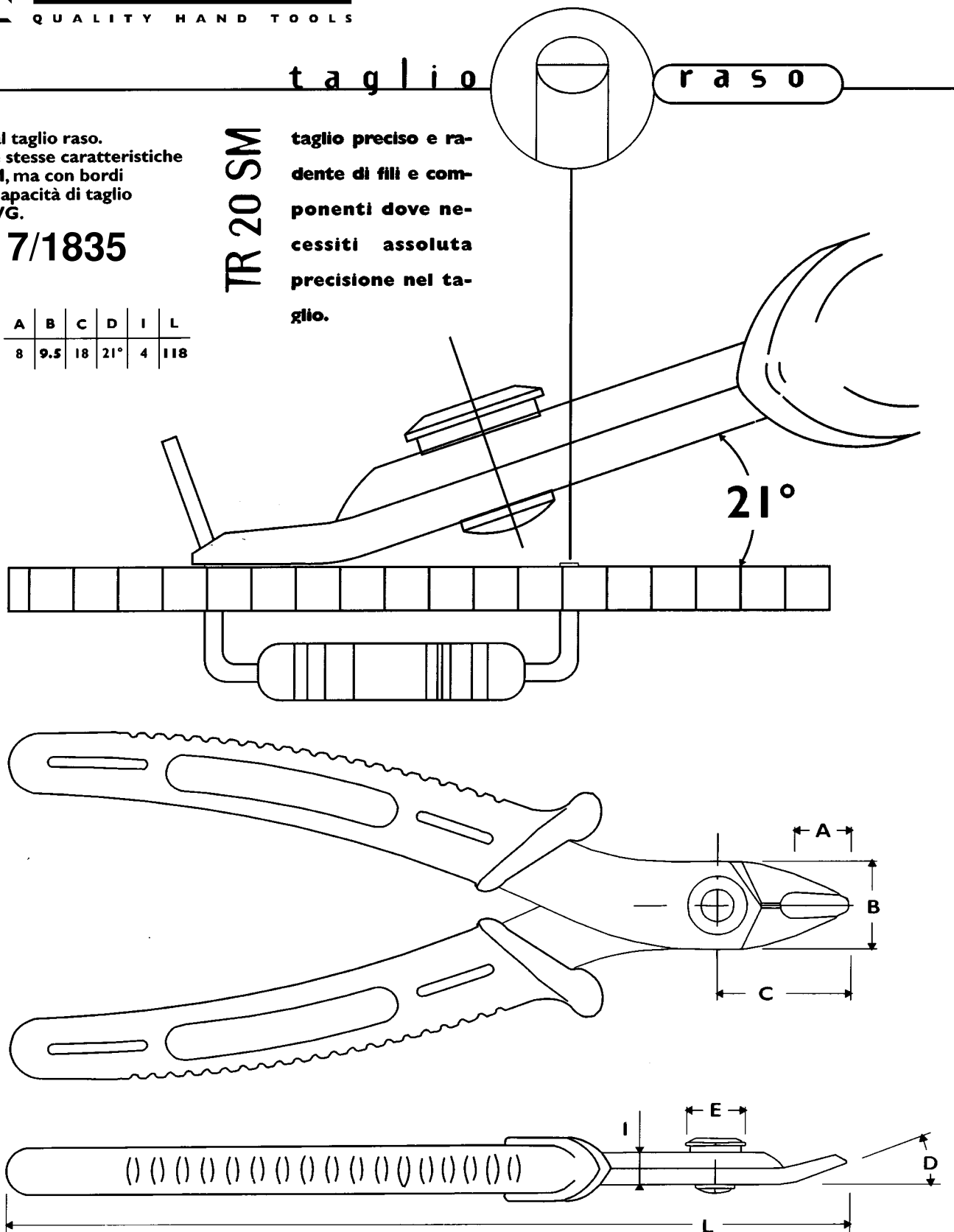
Utensile dal taglio raso.  
Presenta le stesse caratteristiche  
del TR 20 M, ma con bordi  
smussati. Capacità di taglio  
max 20 AWG.

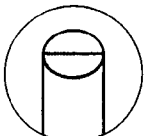

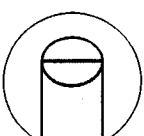

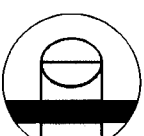







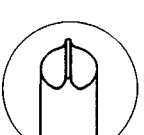

7/1835

TR 20 SM

taglio preciso e ra-  
dente di fili e com-  
ponenti dove ne-  
cessiti assoluta  
precisione nel ta-  
glio.

A	B	C	D	I	L
8	9.5	18	21°	4	118



Tipo di Taglio		Articolo	Forza di Taglio Kg	Filo di Rame Ø mm	AWG	disponibili Antinfortun	Tipo di Molla Antinf.	
<b>taglio raso</b> 		7/1811 7/1902 TRE 02 NB	3	1.02	18	TRE 02 NBA	AF	99/8005
		7/1819 7/1903 TR 20 M	3	0.81	20	TR 20 M A	AF	99/8325
		7/1835 TR 20 SM	3	0.81	20	TR 20 SM A	AF	
		7/1820 7/1909 TR 25 P	3.5	1.02	18	TR 25 P A	AF	99/8017
		7/1825 7/1917 TR 25	5	1.30	16	TR 25 A	AF	99/8015
		7/1829 TR 25 L	3	0.81	20	TR 25 L A	AF	99/8022
		99/8020 TR 25 L 25	3	0.81	20	TR 25 L 25 A	AF	99/8025
		7/1822 7/1911 TR 30	5.5	1.30	16	TR 30 A	AL	99/8095
		7/1828 TR 30 58 R	6.5	1.03	14	TR 30 58 R A	AL	99/8115
		99/8030 TR 58 R	9	2.05	12	TR 58 R A	AL	99/8037
		99/8040 TRR 58 G	1.5	2.59	10			
		7/1800 TR 5000 R	8	1.60	14	TR 5000 R A	AF	99/8912
		7/1802 TR 5000 PR	5	1.30	16	TR 5000 PR A	AF	99/8916
		99/8016 TR 25 B	5	1.30	16	TR 25 B A	AF	
		99/8018 TR 30 B	5.5	1.30	16	TR 30 B A	AL	
		99/8050 TRR 58 B	3	2.59	10			
		7/1805 TR 5000 PG	5	1.30	16	TR 5000 PG A	AF	
<b>taglio raso</b> in zona ad alta densità di reattori 		99/8320 TR 20 VM	2	0.64	22			
		7/1832 TR 30 V	3	1.02	18			
		99/8905 TR 5000 V	3.5	1.30	16			
		99/8907 TR 5000 W	3.5	1.30	16			
		7/1821 TR 25 50	5	1.30	16			
		7/1834 TR 20 50 M	2	0.64	22			
<b>taglio raso</b> a 1, 1.3 e 1.5 mm dal piano 		99/8078 TR 30 10	5.5	1.30	16			
		TR 5000 10	5.5	1.30	16			
		TR 5000 13	5.5	1.30	16			
		99/8080 TR 30 15	5.5	1.30	16			
		7/1833 TR 30 15 V	3	1.02	18			
		TR 5000 15	5.5	1.30	16			
<b>taglio rovesciato</b> a 1.5 mm dal piano 		7/1826 TR 25 15	5	1.30	16			
		99/8010 TR 25 15 L	3	1.30	16			
<b>taglio piedini/dell'integrato</b> 		99/8090 TR 30 T	2.50	1.30	16			
		99/8310 TR 20 TM	2	0.64	22			
<b>taglio smussato</b> 		7/1823 7/1913 TR 30 58	8.5	1.63	14	TR 30 58 A	AL	99/8105
		7/1824 7/1915 TR 58	11	2.05	12	TR 58 A	AL	99/8035
		7/1827 7/1921 TRR 58	15	2.59	10	TRR 58 A	AL	99/8055
		7/1799 TR 5000	19	2.59	10	TR 5000 A	AF	99/8910
		7/1803 TR 5000 P	8	1.60	14	TR 5000 P A	AF	99/8914
		7/1807 TRR 5000	14	2.59	10	TRR 5000 A	AF	99/8918