

MICRO Switches

DM Series

• Explanation

- DM 1-00 P-110-3
1. 2. 3. 4. 5. 6.
- 1. Series : DM micro switches
 - 2. Rating : None 0.1A 125VAC, 1-1A 125 VAC 3 -3A 125 VAC
 - 3. Lever: 00-None, 01 to 03
 - 4. Terminal : P-P.C.B. type, T-Fixed type C-C type, D-D type
 - 5. Operating Force : gf (see Table I)
 - 6. Derivative: 3-white button 4-red button

• Example:

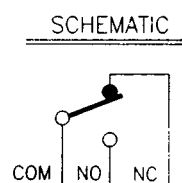
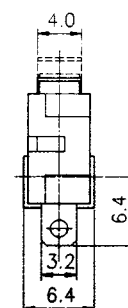
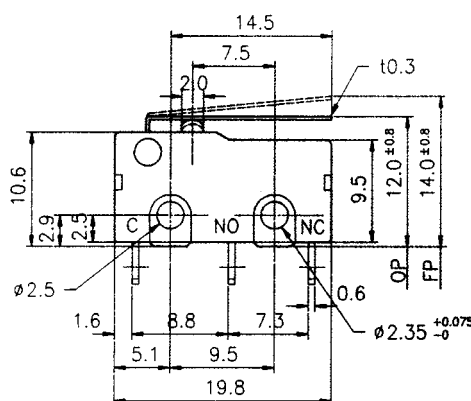

DM-00P-130, DM1-01P-30-3, DM1-00T-110-3, DM1-03P-20, DM1-00P-110-3

• Specification

Rating	: AC125V 1A, (AC125V 3A)	Mechanical Life	: 1,000,000 cycles
Insulation Resistance	: >100MΩ DC500V	Electrical Life	: 30,000 cycles
Withstand Voltage	: AC500V 1 minute	Ambient Temper. Used	: -25°C to + 65° C
Contact Resistance	: < 50 mΩ	Ambient Humidity Used	: < 85% RH
Soldering Temper.	: 250° C max. 3 sec	Operating force	: see Table I

SM3-01N

4/7435



MODEL NO.	OPERATING FORCE (gf)										
SM3-01N- / SM5-01N-	17	20	25	30	35 4/7435	40	45	50	60	75	85